


RAINDRAINS

17313 Cook Road
Bow, Washington, 98232
Tel: (360)707-0169
Fax: (360)350-3366
www.Raindrains.com



RAINDRAINS

stocks a full range of competitively priced screws, painted screws, painted rivets, drill bits, recip blades (sawzall blades), socket drivers, cable ties, wire connectors, electrical tape and a variety of anchoring fasteners.

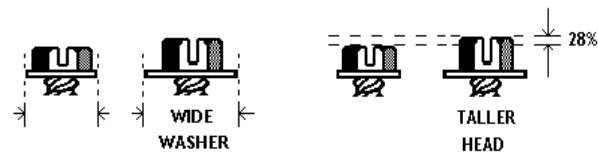
We specialize in hex washer head self piercing (aka zip screws) and self drilling sheet metal screws. The self piercing screws are available in steel zinc plated, steel ceramic coated white (1000 hour salt spray tested), 410 stainless steel and copper plated 410 stainless steel.

We also specialize in the **CUSTOM PAINTING OF FASTENERS:**

- We paint the heads of screws using an industrial grade primer and polyurethane enamel which is flexible, durable and acts as a rust inhibitor.
- We stock 6 x 3/8" and 8 x 1/2" zinc plated hex washer head self piercing screws in over 80 colors.
- We also stock other sizes of self piercing sheet metal screws and self drilling screws with painted heads in the popular colors. Please call to check availability.
- If we do not have stock of a particular color in any screw, we can have it painted within 14 days. Minimum quantities and charges may apply if it is not one of our regularly stocked colors.
- We welcome our customers to send us their color samples, so that we may find the best match from our existing colors or match your sample.


SELF-PIERCING SHEET METAL SCREWS


Superior Design



* Our #10 screws are available with 1/4" heads that are 28% taller than standard #10 screws and they also have a #10 washer under the head instead of the standard #8 washer. This helps to ensure no slip out, greater tool engagement and increased tool life.


Hardened Steel Zinc Plated


		1/4" INDENTED HEX WASHER HEAD SLOTTED					
		- NEEDLE POINT/TWIN LEAD THREAD - ZINC PLATED STEEL					
PART NUMBER	SIZE	LBS/M	CARTON QTY	PART NUMBER	SIZE	LBS/M	CARTON QTY
1000002	6 x 3/8"	2.0	25,000	1000021	10 x 1" *	6.4	8,000
1000006	8 x 1/2"	2.9	20,000	1000022	10 x 1-1/4**	7.8	6,000
1000009	8 x 3/4"	3.9	14,000	1000023	10 x 1-1/2**	8.5	4,000
1000010	8 x 1"	4.7	10,000	1000025	10 x 2" *	11.3	3,000
1000012	8 x 1-1/4"	5.9	7,000	1000027	10 x 2-1/2**	14	2,000
1000014	8 x 1-1/2"	6.8	5,000	1000029	10 x 3" *	16	1,500
1000016	8 x 2"	8.5	4,000	1000030	10 x 3-1/2**	18	1,000
1000018	10 x 1/2"	4.1	15,000	1000031	10 x 4" *	21	1,000
1000020	10 x 3/4" *	5.3	10,000	1000032	10 x 5" **	24	1,000


		PAINTED 1/4" INDENTED HEX WASHER HEAD SLOTTED					
		- NEEDLE POINT/ TWIN LEAD THREAD - ZINC PLATED STEEL					
PART NUMBER	SIZE	LBS/M	CARTON QTY	PART NUMBER	SIZE	LBS/M	CARTON QTY
10002--	6 x 3/8"	2.0	25,000	10021--	10 x 1" *	6.4	8,000
10006--	8 x 1/2"	2.9	20,000	10022--	10 x 1-1/4**	7.8	6,000
10009--	8 x 3/4"	3.9	14,000	10023--	10 x 1-1/2**	8.5	4,000
10010--	8 x 1"	4.7	10,000	10025--	10 x 2" *	11.3	3,000
10012--	8 x 1-1/4"	5.9	7,000	10027--	10 x 2-1/2**	14	2,000
10014--	8 x 1-1/2"	6.8	5,000	10029--	10 x 3" *	16	1,500
10016--	8 x 2"	8.5	4,000	10030--	10 x 3-1/2**	18	1,000
10018--	10 x 1/2"	4.1	15,000	10031--	10 x 4" *	21	1,000
10020--	10 x 3/4" *	5.3	10,000	10032--	10 x 5" **	24	1,000

LIST OF COLOR CODES FOR 8 X 1/2" AND 6 X 3/8" SELF PIERCING SCREWS


01	Almond	21	Pearl Gray	41	Heather	61	Rollex Dove Gray
02	Black	22	Forest Green	42	Victorian Gray	62	Rollex Blue Willow
03	Cb Blue	23	Spanish Green	43	Brookstone	63	Rollex Canvas Green
04	Slate Blue	24	Spring Green	44	Silver Gray	64	Rollex Norweg Wood
05	Tahoe Blue	25	Herringbone	45	Tuxedo Gray	65	Rollex Wildrose
06	Light Bronze	26	Ivory	46	Harbor Gray	66	Marine Green
07	Dark Bronze	27	Mocha	47	Everest	67	Sea Blue
08	Beaver Brown	28	Peach	48	Sage	68	Coal Gray
09	Imperial Brown	29	Adobe Tan	49	Village Green	69	Copper Clone
10	Musket Brown	30	White	50	Rollex Almond	70	Summer Suede
11	Royal Brown	31	30 Deg White	51	Rollex Saddle	71	Woodbeige
12	Buckskin	32	Colonial White	52	Rollex Slate	72	Sea Breeze
13	Cedar Wood	33	Wicker	53	Rollex Sungold	73	Timber
14	Clay	34	Cameo	54	Rollex Mist	74	Teal
15	Pebble Clay	35	Champagne	55	Rollex Fieldstone	75	Cape Blue
16	Cocoa	36	Colonial Gray	56	Rosewood	76	Desert Mauve
17	Cranberry	37	Grecian Green	57	Rollex Cobblestone	77	IMS Gray
18	Cream	38	Evening Gray	58	Ivy	78	Sand
19	Charcoal Gray	39	Heritage Gray	59	Storm Gray	79	Burgundy
20	Dove Gray	40	Heritage Cream	60	Rollex Bayberry	80	Autumn Leaf

		5/16" INDENTED HEX WASHER HEAD SLOTTED					
		- SLOTTED / NEEDLE POINT / TWIN LEAD THREAD - ZINC PLATED STEEL					
PART NUMBER	SIZE	LBS/M	CARTON QTY	PART NUMBER	SIZE	LBS/M	CARTON QTY
1010020	10 x 3/4"	6.3	10,000	1010023	10 x 1-1/2"	10.2	4,000
1010021	10 x 1"	7.5	8,000	1010025	10 x 2"	12	3,000
1010022	10 x 1-1/4"	9	6,000				

		PHILIPS MODIFIED TRUSS/WAFER HEAD					
		- NEEDLE POINT / TWIN LEAD THREAD - ZINC PLATED STEEL					
PART NUMBER	SIZE	LBS/M	CARTON QTY	PART NUMBER	SIZE	LBS/M	CARTON QTY
1080006	8 x 1/2"	3.5	16,000	1080015	8 x 1-5/8"	7.6	5,000
1080007	8 x 9/16"	3.8	14,000	1080015B	8 x 1 7/8"	7.8	4,000
1080009	8 x 3/4"	4.5	10,000	1080016	8 x 2"	8.7	3,000
1080010	8 x 1"	5.6	8,000	1080020	8 x 2 1/2"	10.4	2,500
1080012	8 x 1-1/4"	6.4	7,000	1080024	8 x 3"	12.0	2,000
1080014	8 x 1-1/2"	7.0	5,000				


		PAINTED PHILIPS MODIFIED TRUSS/WAFER HEAD					
		- NEEDLE POINT / TWIN LEAD THREAD - ZINC PLATED STEEL					
PART NUMBER	SIZE	LBS/M	CARTON QTY	PART NUMBER	SIZE	LBS/M	CARTON QTY
10806--	8 x 1/2"	3.5	16,000	10815--	8 x 1-5/8"	7.6	5,000
10807--	8 x 9/16"	3.8	14,000	10815B--	8 x 1 7/8"	7.8	4,000
10809--	8 x 3/4"	4.5	10,000	10816--	8 x 2"	8.7	3,000
10810--	8 x 1"	5.6	8,000	10820--	8 x 2 1/2"	10.4	2,500
10812--	8 x 1-1/4"	6.4	7,000	10824--	8 x 3"	12.0	2,000
10814--	8 x 1-1/2"	7.0	5,000				


Copper


		1/4" INDENTED HEX WASHER HEAD					
		-Copper - Type A point					
PART NUMBER	SIZE	LBS/M	CARTON QTY	PART NUMBER	SIZE	LBS/M	CARTON QTY
CU-1060006	8 x 1/2"	2.9	20,000				

SELF PIERCING SHEET METAL SCREWS


Hardened Steel Galvanized


		1/4" INDENTED HEX WASHER HEAD UNSLOTTED - NEEDLE POINT/TWIN LEAD THREAD - GALVANIZED STEEL					
PART NUMBER	SIZE	LBS/M	CARTON QTY	PART NUMBER	SIZE	LBS/M	CARTON QTY
1040010	9-15 x 1"	6.4	8,000	1040016	9-15 x 2- 1/2"	12.0	2,000
1040014	9-15 x 1- 1/2"	8.6	5,000	1040017	9-15 x 3"	14.7	1,500
1040015	9-15 x 2"	11.0	3,000				

		1/4" INDENTED HEX WASHER HEAD UNSLOTTED FITTED WITH NEOPRENE BONDED WASHERS - NEEDLE POINT/TWIN LEAD THREAD - GALVANIZED STEEL					
PART NUMBER	SIZE	LBS/M	CARTON QTY	PART NUMBER	SIZE	LBS/M	CARTON QTY
1100010B	9-15 x 1"	7.7	6,000	1100016A	9-15 x 2- 1/2"	14.5	2,000
1100014	9-15 x 1- 1/2"	10.8	4,000	1100029	9-15 x 3"	16.7	1,500
1100016	9-15 x 2"	12.3	3,000				


		PAINTED 1/4" INDENTED HEX WASHER HEAD UNSLOTTED FITTED WITH PAINTED NEOPRENE BONDED WASHERS - NEEDLE POINT/TWIN LEAD THREAD - GALVANIZED STEEL					
PART NUMBER	SIZE	LBS/M	CARTON QTY	PART NUMBER	SIZE	LBS/M	CARTON QTY
11010B--	9-15x 1"	7.7	6,000	11016A--	9-15x 2-1/2"	14.5	2,000
11014--	9-15x 1-1/2"	10.8	4,000	11029--	9-15x 3"	16.7	1,500
11016--	9-15x 2"	12.3	3,000				

Ceramic Coated (1000 Hour Salt Spray)


		1/4" INDENTED HEX WASHER HEAD SLOTTED - NEEDLE POINT/TWIN LEAD THREAD - CERAMIC COATED WHITE					
PART NUMBER	SIZE	LBS/M	CARTON QTY	PART NUMBER	SIZE	LBS/M	CARTON QTY
CC-1000002	6 x 3/8"	2.0	25,000	CC-1000022	10 x 1-1/4"	7.7	6,000
CC-1000006	8 x 1/2"	2.9	20,000	CC-1000023	10 x 1-1/2"	8.5	4,000
CC-1000021	10 x 1" *	6.6	8,000	CC-1000025	10 x 2" *	11.3	3,000


		PAINTED 1/4" INDENTED HEX WASHER HEAD SLOTTED - NEEDLE POINT/TWIN LEAD THREAD - CERAMIC COATED WHITE					
PART NUMBER	SIZE	LBS/M	CARTON QTY	PART NUMBER	SIZE	LBS/M	CARTON QTY
CC-10002--	6 x 3/8"	2.0	25,000	CC-10022--	10 x 1-1/4"	7.7	6,000
CC-10006--	8 x 1/2"	2.9	20,000	CC-10023--	10 x 1-1/2"	8.5	4,000
CC-10021--	10 x 1" *	6.6	8,000	CC-10025--	10 x 2" *	11.3	3,000


Copper Plated 410 Stainless Steel

		1/4" INDENTED HEX WASHER HEAD UNSLOTTED - NEEDLE POINT/TWIN LEAD THREAD - COPPER PLATED 410 STAINLESS STEEL - RECOMMENDED FOR USE WITH COPPER					
PART NUMBER	SIZE	LBS/M	CARTON QTY	PART NUMBER	SIZE	LBS/M	CARTON QTY
S4-1040002CP	6 x 3/8"	2.0	25,000	S4-1040014CP	8 x 1-1/2"	6.8	5,000
S4-1040006CP	8 x 1/2"	3.0	20,000	S4-1040023CP	10 x 1-1/2"	8.5	4,000
S4-1040009CP	8 x 3/4"	3.9	14,000	S4-1040025CP	10 x 2" *	11.3	3,000
S4-1040010CP	8 x 1"	4.9	10,000	S4-1040029CP	10 x 3" *	16.0	1,500

410 Stainless Steel


		1/4" INDENTED HEX WASHER HEAD SLOTTED - NEEDLE POINT/TWIN LEAD THREAD - 410 STAINLESS STEEL					
PART NUMBER	SIZE	LBS/M	CARTON QTY	PART NUMBER	SIZE	LBS/M	CARTON QTY
S4-1040002	6 x 3/8"	2.1	25,000	S4-1040021	10 x 1" *	6.5	8,000
S4-1040006	8 x 1/2"	3.1	20,000	S4-1040022	10 x 1-1/4"	7.7	6,000
S4-1040009	8 x 3/4"	3.9	14,000	S4-1040023	10 x 1-1/2"	8.5	4,000
S4-1040010	8 x 1"	5.0	10,000	S4-1040025	10 x 2" *	11.3	3,000
S4-1040012	8 x 1-1/4"	6.0	7,000	S4-1040029	10 x 3" *	15.3	1,500
S4-1040014	8 x 1-1/2"	6.8	5,000				


		PAINTED 1/4" INDENTED HEX WASHER HEAD SLOTTED - NEEDLE POINT/TWIN LEAD THREAD - 410 STAINLESS STEEL					
PART NUMBER	SIZE	LBS/M	CARTON QTY	PART NUMBER	SIZE	LBS/M	CARTON QTY
S4-10402--	6 x 3/8"	2.1	25,000	S4-10421--	10 x 1" *	6.5	8,000
S4-10406--	8 x 1/2"	3.1	20,000	S4-10422--	10 x 1-1/4"	7.7	6,000
S4-10409--	8 x 3/4"	3.9	14,000	S4-10423--	10 x 1-1/2"	8.5	4,000
S4-10410--	8 x 1"	5.0	10,000	S4-10425--	10 x 2" *	11.3	3,000
S4-10412--	8 x 1-1/4"	6.0	7,000	S4-10429--	10 x 3" *	15.3	1,500
S4-10414--	8 x 1-1/2"	6.8	5,000				

		PHILIPS MODIFIED TRUSS/WAFER HEAD - NEEDLE POINT/ TWIN LEAD THREAD - 410 STAINLESS STEEL					
PART NUMBER	SIZE	LBS/M	CARTON QTY	PART NUMBER	SIZE	LBS/M	CARTON QTY
1080006	8 x 1/2"	3.5	16,000	1080012	8 x 1-1/4"	6.4	7,000
1080009	8 x 3/4"	4.5	10,000	1080014	8 x 1-1/2"	7.0	5,000
1080010	8 x 1"	5.6	8,000				

SELF DRILLING SHEET METAL SCREWS

Hardened Steel Zinc plated

		INDENTED HEX WASHER HEAD UNSLOTTED #3 OR #4 SELF DRILLING POINT/ ZINC PLATED STEEL - ALSO AVAILABLE WITH PAINTED HEADS					
PART NUMBER	SIZE	LBS/M	CARTON QTY	PART NUMBER	SIZE	LBS/M	CARTON QTY
1/4" INDENTED HEX WASHER HEAD UNSLOTTED							
1500002	6 x 3/8"	2.2	25,000	1500009	8 x 3/4"	4.1	14,000
1500003	6 x 1/2"	2.6	20,000	1500010	8 x 1"	5.5	10,000
1500004	6 x 3/4"	3.2	16,000	1500012	8 x 1-1/4"	4.6	7,000
1500004A	6 x 1"	3.8	10,000	1500014	8 x 1-1/2"	6.8	5,000
1500006	8 x 1/2"	3.1	20,000	1500016	8 x 2"	8.8	4,000
1500008	8 x 5/8"	3.8	16,000				
5/16" INDENTED HEX WASHER HEAD UNSLOTTED							
1500018	10 x 1/2"	4.6	10,000	1500029	10 x 3"	17.3	1,500
1500019	10 x 5/8"	5.0	10,000	1500033	12 x 3/4"	8.0	8,000
1500020	10 x 3/4"	6.3	10,000	1500035	12 x 1"	9.3	6,000
1500021	10 x 1"	6.9	8,000	1500037	12 x 1-1/4"	10.8	4,000
1500022	10 x 1-1/4"	8.0	6,000	1500039	12 x 1-1/2"	12.3	3,000
1500023	10 x 1-1/2"	9.5	4,000	1500041	12 x 2"	16.0	2,000
1500025	10 x 2"	12.0	3,000	1500042	12 x 2-1/2"	19.3	1,500
1500027	10 x 2-1/2"	15.0	2,000	1500043	12 x 3"	27.5	1,200
3/8" INDENTED HEX WASHER HEAD UNSLOTTED							
1500045	14 x 3/4"	11.4	5,000	1500053	14 x 2"	22	2,000
1500047	14 x 1"	13.8	4,000	1500055	14 x 2-1/2"	27.3	1,500
1500049	14 x 1-1/4"	16.3	3,000	1500057	14 x 3"	32.5	1,200
1500051	14 x 1-1/2"	18	2,500				

		INDENTED HEX WASHER HEAD UNSLOTTED FITTED WITH NEOPRENE BONDED WASHER - ZINC PLATED STEEL - #3 OR #4 SELF DRILLING POINT - ALSO AVAILABLE WITH PAINTED HEADS					
PART NUMBER	SIZE	LBS/M	CARTON QTY	PART NUMBER	SIZE	LBS/M	CARTON QTY
AVAILABLE IN ALL ABOVE SIZES							

SELF DRILLING SHEET METAL SCREWS

Hardened Steel ZINC PLATED

PHILLIPS MODIFIED TRUSS/ WAFER HEAD							
- #2 PHILLIPS/ #3 SELF DRILLING POINT - ZINC PLATED STEEL							
PART NUMBER	SIZE	LBS/M	CARTON QTY	PART NUMBER	SIZE	LBS/M	CARTON QTY
158006	8 x 1/2"	3.1	16,000	1580015	8 x 1-5/8"	8.0	5,000
1580007	8 x 9/16"	3.6	14,000	1580015B	8 x 1 7/8"	9.0	4,000
1580009	8 x 3/4"	4.2	10,000	1580016	8 x 2"	9.2	3,000
1580010	8 x 1"	5.4	8,000	1580016A	8 x 2 1/2"	11.0	2,500
1580012	8 x 1-1/4"	6.0	7,000	1580024	8 x 3"	13.0	2,000
1580014	8 x 1-1/2"	7.4	5,000	1580039	10 x 3/4"	5.8	8,000

PAINTED PHILLIPS MODIFIED TRUSS/ WAFER HEAD							
- #2 PHILLIPS/ #3 SELF DRILLING POINT - ZINC PLATED STEEL							
PART NUMBER	SIZE	LBS/M	CARTON QTY	PART NUMBER	SIZE	LBS/M	CARTON QTY
15806--	8 x 1/2"	3.1	16,000	15815--	8 x 1-5/8"	8.0	5,000
15807--	8 x 9/16"	3.6	14,000	15815--B	8 x 1 7/8"	9.0	4,000
15809--	8 x 3/4"	4.2	10,000	15816--	8 x 2"	9.2	3,000
15810--	8 x 1"	5.4	8,000	15816--A	8 x 2 1/2"	11.0	2,500
15812--	8 x 1-1/4"	6.0	7,000	15824--	8 x 3"	13.0	2,000
15814--	8 x 1-1/2"	7.4	5,000	15839--	10 x 3/4"	5.8	8,000

PHILLIPS PAN HEAD							
- #2 PHILLIPS/ #2 AND #3 SELF DRILLING POINT - ZINC PLATED STEEL							
PART NUMBER	SIZE	LBS/M	CARTON QTY	PART NUMBER	SIZE	LBS/M	CARTON QTY
200P2	6 x 3/8"	1.8	20,000	224P3	8 x 2"	9.3	3,000
202P2	6 x 1/2"	2.0	15,000	228P3	10 x 1/2"	4.4	8,000
204P2	6 x 3/4"	2.6	10,000	230P3	10 x 5/8"	5.0	8,000
206P2	6 x 1"	3.6	10,000	232P3	10 x 3/4"	5.6	8,000
210P3	8 x 1/2"	3.1	10,000	234P3	10 x 1"	7.0	5,000
212P3	8 x 5/8"	3.6	10,000	236P3	10 x 1-1/4"	8.0	3,000
214P3	8 x 3/4"	4.0	10,000	238P3	10 x 1-1/2"	9.3	3,000
216P3	8 x 1"	4.9	8,000	242P3	10 x 2"	11.5	2,000
218P3	8 x 1-1/4"	7.7	6,000	250P3	10 x 3"	17	1,000
220P3	8 x 1-1/2"	7.2	5,000				

SQUARE PAN HEAD							
- #2 PHILLIPS/ #2 AND #3 SELF DRILLING POINT - ZINC PLATED STEEL							
PART NUMBER	SIZE	LBS/M	CARTON QTY	PART NUMBER	SIZE	LBS/M	CARTON QTY
200SP	6 x 3/8"	1.8	25,000	228SP	10 x 1/2"	4.4	8,000
202SP	6 x 1/2"	2.0	25,000	232SP	10 x 3/4"	5.6	8,000
204SP	6 x 3/4"	2.7	20,000	234SP	10 x 1"	7.0	5,000
206SP	6 x 1"	3.3	15,000	236SP	10 x 1-1/4"	7.7	3,000
210SP	8 x 1/2"	3.1	10,000	252SP	12 x 1/2"	5.6	8,000
214SP	8 x 3/4"	4.0	10,000	253SP	12 x 5/8"	6.3	7,000
216SP	8 x 1"	4.9	8,000	254SP	12 x 3/4"	7.5	6,000
218SP	8 x 1-1/4"	5.8	8,000	256SP	12 x 1"	8.8	5,000
220SP	8 x 1-1/2"	6.5	4,000				

PHILLIPS PANCAKE FRAMING SCREWS							
- #2 PHILLIPS/ #3 SELF DRILLING POINT - ZINC PLATED STEEL							
PART NUMBER	SIZE	LBS/M	CARTON QTY	PART NUMBER	SIZE	LBS/M	CARTON QTY
402PCZ	10 x 5/8"	4.9	7,500	406PCZ	12 x 3/4"	8.4	5,000
404PCZ	10 x 1"	7.0	5,000				

PHILLIPS PAN FRAMING							
- #2 PHILLIPS/ #2 SELF DRILLING POINT - ZINC PLATED STEEL							
PART NUMBER	SIZE	LBS/M	CARTON QTY	PART NUMBER	SIZE	LBS/M	CARTON QTY
340DZ	6 x 7/16"	2.5	10,000	342DZ	7 x 7/16"	2.7	10,000

PHILLIPS FLAT HEAD							
- #2 PHILLIPS/ #2 AND #3 SELF DRILLING POINT - ZINC PLATED STEEL							
PART NUMBER	SIZE	LBS/M	CARTON QTY	PART NUMBER	SIZE	LBS/M	CARTON QTY
202F2	6 x 1/2"	#2	2.0	216F2	8 x 1"	#3	4.9
204F2	6 x 3/4"	#2	2.6	218F2	8 x 1-1/4"	#3	5.8
206F2	6 x 1"	#2	3.6	220F2	8 x 1-1/2"	#3	7.2
208F2	6 x 1-1/2"	#2	3.9	224F2	8 x 2"	#3	8.3
210F2	8 x 1/2"	#2	3.1	228F2	10 x 1/2"	#3	4.4
212F2	8 x 5/8"	#3	3.6	230F2	10 x 5/8"	#3	5.0
214F2	8 x 3/4"	#3	4.0	232F2	10 x 3/4"	#3	5.6

PHILLIPS OVAL HEAD							
- #2 PHILLIPS/ #3 SELF DRILLING POINT - ZINC PLATED STEEL							
PART NUMBER	SIZE	LBS/M	CARTON QTY	PART NUMBER	SIZE	LBS/M	CARTON QTY
21403	8 x 3/4"	3.8	10,000	23403	10 x 1"	6.6	5,000
21603	8 x 1"	4.8	8,000	23603	10 x 1-1/4"	8.0	3,000
21803	8 x 1-1/4"	5.6	5,000				

SQUARE DRIVE TRIM HEAD							
- #1 AND #2 PHILLIPS/ #2 SELF DRILLING POINT - ZINC PLATED STEEL							
PART NUMBER	SIZE	LBS/M	CARTON QTY	PART NUMBER	SIZE	LBS/M	CARTON QTY
330DZ	6 x 1"	2.8	10,000	334DZ	6 x 2-1/4"	6.0	3,000
332DZ	6 x 1-5/8"	4.4	5,000	336DZ	8 x 3"	11.5	2,000

PHILLIPS WAFER HEAD							
- #2 PHILLIPS/ #3 SELF DRILLING POINT - ZINC PLATED STEEL							
PART NUMBER	SIZE	LBS/M	CARTON QTY	PART NUMBER	SIZE	LBS/M	CARTON QTY
410DZ	8-18 x 1-1/4"	7.8	5,000	416DZ	10-24 x 1"	6.6	5,000
412DZ	10-16 x 3/4"	5.0	10,000	418DZ	10-24 x 1-1/4"	8.3	4,000
414DZ	10-24 x 3/4"	5.0	10,000	421DZ	10-16 x 1-1/2"	8.7	3,000
415DZ	10-16 x 1"	6.6	5,000	422DZ	10-24 x 1-1/2"	8.7	3,000

PHILLIPS FLAT REAMER (WINGS)							
- #2 PHILLIPS/ #3 AND #4 SELF DRILLING POINT - ZINC PLATED STEEL							
PART NUMBER	SIZE	LBS/M	CARTON QTY	PART NUMBER	SIZE	LBS/M	CARTON QTY
420WDZ	10-24 x 1-7/16"	9.0	3,000	432WDZ	12-24 x 2-1/2"	20.7	1,500
428WDZ	10-16 x 1-5/8"	7.5	4,000	434WDZ	1/4-20 x 2-3/4"	34	1,000
429WDZ	12-24 x 2"	15.5	2,000	436WDZ	1/4-20 x 3-1/4"	34	1,000
430WDZ	12-24 x 2-1/4"	19	2,000	438WDZ	1/4-20 x 3-3/4"	54	500


PHILLIPS BUGLE HEAD							
- #2 PHILLIPS/ #2 SELF DRILLING POINT - ZINC PLATED STEEL							
PART NUMBER	SIZE	LBS/M	CARTON QTY	PART NUMBER	SIZE	LBS/M	CARTON QTY
160Z	6 x 1"	3.3	10,000	180Z	8 x 2-3/8"	9.2	2,500
162Z	6 x 1-1/8"	3.7	10,000	184Z	8 x 2-5/8"	9.6	2,500
164Z	6 x 1-1/4"	3.9	8,000	188Z	8 x 3"	11.5	2,000
166Z	6 x 1-5/8"	4.8	5,000	196Z	10 x 3-1/2"	19	1,000
168Z	6 x 1-7/8"	5.5	4,000	198Z	10 x 4"	20	1,000
170Z	6 x 2"	6.0	3,500	180Z	8 x 2-3/8"	9.2	2,500


TYPE A / AB SHEET METAL SCREWS


SLOTTED INDENTED HEX WASHER HEAD							
- TYPE A AND AB POINT - ZINC PLATED STEEL							
PART NUMBER	SIZE	LBS/M	CARTON QTY	PART NUMBER	SIZE	LBS/M	CARTON QTY
1020003	6 x 1/4"	2.1	25,000	1020023	10 x 1-1/2"	9.4	4,000
1020003A	6 x 3/8"	2.2	20,000	1020024	10 x 1-3/4"	10.7	4,000
1020003B	6 x 1/2"	2.3	20,000	1020025	10 x 2"	12.2	3,000
1020003C	6 x 5/8"	2.8	18,000	1020027	10 x 2-1/2"	14.4	2,500
1020004	6 x 3/4"	3.1	16,000	1020029	10 x 3"	17.3	1,500
1020004A	6 x 1"	3.8	14,000	1020031	12 x 1/2"	5.8	8,000
1020004B	6 x 1-1/4"	4.6	10,000	1020032	12 x 5/8"	7.3	7,000
1020004C	6 x 1-1/2"	5.3	8,000	1020033	12 x 3/4"	7.5	8,000
1020004D	6 x 2"	6.6	5,000	1020035	12 x 1"	9.4	6,000
1020005D	8 x 1/4"	2.3	25,000	1020037	12 x 1-1/4"	10.6	4,000
1020005F	8 x 3/8"	2.7	16,000	1020039	12 x 1-1/2"	12.7	3,000
1020006	8 x 1/2"	3.4	20,000	1020040	12 x 1-3/4"	14.4	3,000
1020008	8 x 5/8"	3.6	16,000	1020041	12 x 2"	15.9	2,000
1020009	8 x 3/4"	4.2	14,000	1020042	12 x 2-1/2"	19.2	1,500
1020010	8 x 1"	5.1	10,000	1020043	12 x 3"	22.5	1,200
1020012	8 x 1-1/4"	6.0	7,000	1020044	14 x 1/2"	10.0	5,000
1020014	8 x 1-1/2"	7.2	5,000	1020044A	14 x 5/8"	11.1	4,500
1020015	8 x 1-3/4"	7.8	4,000	1020045	14 x 3/4"	12.2	5,000
1020016	8 x 2"	9.3	4,000	1020047	14 x 1"	14.9	4,000
1020016A	8 x 2-1/2"	10.7	2,000	1020049	14 x 1-1/4"	16.6	3,000
1020017	8 x 3"	12.5	2,000	1020051	14 x 1-1/2"	18.5	2,500
1020017A	10 x 3/8"	4.3	14,000	1020052	14 x 1-3/4"	21.0	2,000
1020018	10 x 1/2"	4.7	10,000	1020053	14 x 2"	24.0	2,000
1020019	10 x 5/8"	5.1	10,000	1020055	14 x 2-1/2"	27.8	1,500
1020020	10 x 3/4"	6.0	10,000	1020057	14 x 3"	32.1	1,200
1020021	10 x 1"	7.0	8,000	1020059	14 x 3-1/2"	36.5	1,000
1020022	10 x 1-1/4"	8.4	6,000	1020061	14 x 4"	40.1	800


TYPE A / AB SHEET METAL SCREWS


Hardened Steel ZINC PLATED

		PHILLIPS PAN HEAD - TYPE A AND AB POINT - ZINC PLATED STEEL					
PART NUMBER	SIZE	LBS/M	CARTON QTY	PART NUMBER	SIZE	LBS/M	CARTON QTY
1400002	4 x 1/2"	1.3	25,000	1400054	10 x 1-1/2"	9.7	4,000
1400010	6 x 3/8"	1.8	25,000	1400056	10 x 1 3/4"	11.0	4,000
1400012	6 x 1/2"	2.1	20,000	1400058	10 x 2"	12.3	3,000
1400014	6 x 5/8"	2.5	18,000	1400060	10 x 2-1/2"	14.3	2,000
1400016	6 x 3/4"	2.7	15,000	1400062	10 x 3"	16.9	1,500
1400018	6 x 1"	3.3	12,000	1400064	12 x 1/2"	6.4	8,000
1400020	6 x 1-1/4"	4.3	10,000	1400066	12 x 5/8"	7.1	8,000
1400022	6 x 1-1/2"	4.8	8,000	1400068	12 x 3/4"	7.9	8,000
1400022A	6 x 2"	6.3	5,000	1400070	12 x 1"	9.7	6,000
1400023	8 x 1/4"	2.5	25,000	1400072	12 x 1-1/4"	10.9	4,000
1400024	8 x 3/8"	2.7	20,000	1400074	12 x 1-1/2"	12.8	3,000
1400026	8 x 1/2"	3.1	20,000	1400076	12 x 1 3/4"	14.2	3,000
1400028	8 x 5/8"	3.6	16,000	1400078	12 x 2"	16.4	2,000
1400030	8 x 3/4"	4.0	14,000	1400080	12 x 2-1/2"	19.8	1,500
1400032	8 x 1"	5.3	10,000	1400082	12 x 3"	23.0	1,200
1400034	8 x 1-1/4"	6.1	7,000	1400084	14 x 1/2"	9.1	5,000
1400036	8 x 1-1/2"	6.9	5,000	1400088	14 x 5/8"	10.2	4,000
1400038	8 x 1 3/4"	7.8	4,000	1400085	14 x 3/4"	11.7	4,000
1400040	8 x 2"	9.1	4,000	1400086	14 x 1"	12.9	4,000
1400041	8 x 2 1/2"	11.3	2,500	1400088	14 x 1-1/4"	15.3	3,000
1400041A	8 x 3"	12.5	2,000	1400090	14 x 1-1/2"	18.1	2,000
1400042	10 x 3/8"	4.0	14,000	1400094	14 x 2"	23.7	2,000
1400044	10 x 1/2"	4.5	10,000	1400096	14 x 2-1/2"	26.9	1,500
1400046	10 x 5/8"	5.2	10,000	1400097	14 x 3"	31.3	1,200
1400048	10 x 3/4"	5.7	10,000	1400098	14 x 3 1/2"	36.4	1,000
1400050	10 x 1"	7.0	8,000	1400099	14 x 4"	42.3	800
1400052	10 x 1-1/4"	8.3	6,000				

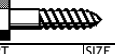
		SQUARE DRIVE PAN HEAD - TYPE A AND AB POINT - ZINC PLATED STEEL					
PART NUMBER	SIZE	LBS/M	CARTON QTY	PART NUMBER	SIZE	LBS/M	CARTON QTY
1440004	4 x 3/4"	1.9	20,000	737QAB	10-16 x 5/8"	5.4	8,000
1440010	6-20 x 3/8"	1.8	20,000	1440048	10-16 x 3/4"	6.1	8,000
1440012	6-20 x 1/2"	2.1	20,000	1440050	10-12 x 1"	7.3	6,000
1440014	6-20 x 5/8"	2.5	18,000	1440052	10-12 x 1-1/4"	8.5	5,000
1440016	6-20 x 3/4"	2.8	16,000	1440054	10-12 x 1-1/2"	9.9	4,000
1440018	6-18 x 1"	3.6	10,000	1440058	10-12 x 2"	11.9	3,000
1440020	6 x 1-1/4"	4.3	10,000	1440060	10-12 x 2-1/2"	27.0	2,000
1440022	6-18 x 1-1/2"	5.0	7,000	1440062	10-12 x 3"	15.3	1,500
1440023	6 x 2"	6.3	5,000	752QA	12-14 x 3/4"	7.9	6,000
1440024	8-18 x 3/8"	2.7	18,000	753QA	12-11 x 1"	7.5	6,000
1440026	8-18 x 1/2"	3.2	14,000	754QA	12-11 x 1-1/4"	9.5	4,000
1440028	8-18 x 5/8"	3.7	12,000	755QA	12-11 x 1-1/2"	10.2	4,000
1440030	8-18 x 3/4"	4.2	12,000	757QA	12-11 x 2"	14.6	2,000
1440032	8 x 1"	5.2	8,000	1440080	14-14 x 1/2"	9.0	5,000
1440034	8-15 x 1-1/4"	5.9	7,000	766QA	14-14 x 3/4"	11.7	4,000
1440036	8-15 x 1-1/2"	7.0	6,000	767QA	14-14 x 1"	13.0	3,000
1440040	8-15 x 2"	9.0	3,000	769QA	14-10 x 1-1/2"	18.4	2,000
1440044	10-16 x 1/2"	4.8	10,000	771QA	14-10 x 2"	21.4	2,000


		PHILLIPS FLAT HEAD - TYPE A AND AB POINT - ZINC PLATED STEEL					
PART NUMBER	SIZE	LBS/M	CARTON QTY	PART NUMBER	SIZE	LBS/M	CARTON QTY
1200002	4 x 1/2"	1.0	25,000	1200052	10 x 1-1/4"	7.0	6,000
1200008	6 x 1/4"	0.9	25,000	1200054	10 x 1-1/2"	8.4	4,000
1200010	6 x 3/8"	1.3	25,000	1200056	10 x 1-3/4"	9.7	4,000
1200012	6 x 1/2"	1.6	20,000	1200058	10 x 2"	10.7	3,000
1200014	6 X 5/8"	1.9	8,000	1200060	10 x 2-1/2"	13.0	2,000
1200016	6 X 3/4"	2.2	15,000	1200062	10 x 3"	16.2	1,500
1200018	6 X 1"	2.8	12,000	1200066	12 x 5/8"	5.0	8,000
1200020	6 x 1-1/4"	3.5	10,000	1200068	12 x 3/4"	6.0	8,000
1200022	6 x 1-1/2"	4.3	8,000	1200070	12 x 1"	7.5	6,000
1200022A	6 x 2"	5.6	5,000	1200072	12 x 1-1/4"	9.5	4,000
1200024	8 x 3/8"	2.1	20,000	1200074	12 x 1-1/2"	10.2	3,000
1200026	8 x 1/2"	2.4	20,000	1200076	12 x 1-3/4"	13.3	3,000
1200028	8 x 5/8"	2.8	16,000	1200078	12 x 2"	14.6	2,000
1200030	8 x 3/4"	3.1	14,000	1200080	12 x 2-1/2"	17.7	1,500
1200032	8 x 1"	4.1	10,000	1200082	12 x 3"	21.0	1,200
1200034	8 x 1-1/4"	5.2	7,000	1200085	14 x 3/4"	8.3	4,000
1200036	8 x 1-1/2"	5.9	5,000	1200086	14 x 1"	10.9	4,000
1200038	8 x 1-3/4"	7.1	4,000	1200088	14 x 1-1/4"	12.2	3,000
1200040	8 x 2"	8.0	4,000	1200090	14 x 1-1/2"	14.6	2,500
1200041	8 x 2-1/2"	10.2	2,500	1200092	14 x 1-3/4"	17.5	2,250
1200041A	8 x 3"	11.9	2,000	1200094	14 x 2"	19.6	2,000
1200044	10 x 1/2"	3.2	10,000	1200096	14 x 2-1/2"	24.6	1,500
1200046	10 x 5/8"	4.0	10,000	1200097	14 x 3"	29.2	1,200
1200048	10 x 3/4"	4.3	10,000	1200098	14 x 3-1/2"	32.5	1,000
1200050	10 x 1"	5.7	8,000	1200099	14 x 4"	37.5	800

		PHILLIPS TRUSS HEAD - TYPE A AND AB POINT - ZINC PLATED STEEL					
PART NUMBER	SIZE	LBS/M	CARTON QTY	PART NUMBER	SIZE	LBS/M	CARTON QTY
514A	6-18 x 1"	3.4	10,000	526A	8-15 x 1-1/4"	6.2	6,000
522AB	8-18 x 1/2"	3.4	14,000	527A	8-15 x 1-1/2"	7.2	6,000
523AB	8-18 x 5/8"	3.9	12,000	538AB	10-16 x 3/4"	5.9	8,000
524AB	8-18 x 3/4"	4.4	12,000	539A	10-12 x 1"	7.5	6,000
525A	8-15 x 1"	5.5	8,000	540A	10-12 x 1-1/4"	8.8	5,000


		PHILLIPS OVAL HEAD - TYPE A AND AB POINT - ZINC PLATED STEEL					
PART NUMBER	SIZE	LBS/M	CARTON QTY	PART NUMBER	SIZE	LBS/M	CARTON QTY
411AB	6-20 x 1/2"	1.9	20,000	438AB	10-16 x 3/4"	5.0	8,000
412AB	6-20 x 5/8"	2.2	18,000	439A	10-12 x 1"	6.3	6,000
413AB	6-20 x 3/4"	2.6	16,000	440A	10-12 x 1-1/4"	7.7	5,000
414A	6-18 x 1"	3.5	10,000	441A	10-12 x 1-1/2"	8.5	4,000
415A	6-18 x 1-1/4"	3.7	8,000	443A	10-12 x 2"	11.6	3,000
416A	6-18 x 1-1/2"	4.5	7,000	452AB	12-14 x 3/4"	6.7	6,000
422AB	8-18 x 1/2"	2.9	14,000	453A	12-11 x 1"	8.7	6,000
423AB	8-18 x 5/8"	3.3	12,000	454A	12-11 x 1-1/4"	10.4	4,000
424AB	8-18 x 3/4"	3.8	12,000	455A	12-11 x 1-1/2"	12.2	4,000
425A	8-15 x 1"	4.8	8,000	457A	12-11 x 2"	15.7	2,000
426A	8-15 x 1-1/4"	5.7	6,000	467A	14-10 x 1"	12.0	2,500
427A	8-15 x 1-1/2"	6.6	6,000	469A	14-10 x 1-1/2"	16.5	2,500
429A	8-15 x 2"	8.5	3,000	471A	14-10 x 2"	20.7	2,000
437AB	10-16 x 5/8"	4.5	8,000	438AB	10-16 x 3/4"	5.0	8,000


LAG SCREWS

		HEX HEAD - ZINC PLATED					
PART NUMBER	SIZE	LBS/M	CARTON QTY	PART NUMBER	SIZE	LBS/M	CARTON QTY
1350008	1/4 x 1"	1.5	3,000	1350149	5/16 x 6"	10.3	300
HLSP04020	1/4 x 1-1/4"	1.8	2,400	HLSP06024	3/8 x 1-1/2"	4.6	1,000
1350012	1/4 x 1-1/2"	1.9	2,000	1350216	3/8 x 2"	5.8	800
1350016	1/4 x 2"	2.3	1,500	1350220	3/8 x 2-1/2"	6.8	600
1350020	1/4 x 2-1/2"	3.2	1,300	1350224	3/8 x 3"	8.0	500
1350024	1/4 x 3"	3.7	1,200	1350228	3/8 x 3-1/2"	9.0	400
HLSP04056	1/4 x 3-1/2"	4.1	900	1350233	3/8 x 4"	10.1	400
1350033	1/4 x 4"	4.7	700	1350237	3/8 x 4-1/2"	11.3	380
HLSP04080	1/4 x 5"	6.0	500	1350241	3/8 x 5"	12.7	350
1350049	1/4 x 6"	7.2	400	HLSP06088	3/8 x 5-1/2"	13.4	300
1350112	5/16 x 1-1/2"	3.1	1,800	HLSP06096	3/8 x 6"	15.0	250
1350116	5/16 x 2"	3.7	1,200	1350324	1/2 x 3-1/2"	15.8	300
1350120	5/16 x 2-1/2"	4.9	900	HLSP08056	1/2 x 3-1/2"	16.9	300
1350124	5/16 x 3"	5.5	700	1350333	1/2 x 4"	19.8	250
1350128	5/16 x 3-1/2"	6.0	600	HLSP08072	1/2 x 4-1/2"	21.0	250
1350133	5/16 x 4"	6.5	500	HLSP08080	1/2 x 5"	23.9	200
HLSP05072	5/16 x 4-1/2"	7.9	450	HLSP08088	1/2 x 5-1/2"	25.6	200
HLSP05080	5/16 x 5"	8.7	400	1350349	1/2 x 6"	28.5	180
HLSP05088	5/16 x 5-1/2"	9.0	350	1350149	5/16 x 6"	10.3	300

		HEX HEAD - PLAIN					
PART NUMBER	SIZE	LBS/M	CARTON QTY	PART NUMBER	SIZE	LBS/M	CARTON QTY
HLSPLN04048	1/4 x 3"	3.68	1,200	HLSPLN06024	3/8 x 1-1/2"	4.61	1,000
HLSPLN05024	5/16 x 1-1/2"	3.12	1,800	HLSPLN06032	3/8 x 2"	5.75	800
HLSPLN05032	5/16 x 2"	3.67	1,200	HLSPLN06040	3/8 x 2-1/2"	6.83	600
HLSPLN05040	5/16 x 2-1/2"	4.87	900	HLSPLN06048	3/8 x 3"	8.04	500
HLSPLN05048	5/16 x 3"	5.49	700	HLSPLN06056	3/8 x 3-1/2"	8.97	400
HLSPLN05056	5/16 x 3-1/2"	6.01	600	HLSPLN06064	3/8 x 4"	10.12	400
HLSPLN05064	5/16 x 4"	6.50	500	HLSPLN06096	3/8 x 6"	14.96	250

DRYWALL SCREWS

		PHILLIPS BUGLE LAMINATING SCREW - BLACK PHOSPHATE					
PART #	SIZE	LBS/M	CARTON QTY				
350CB	10 x 1-1/2"	7.0	5,000				

		TRIM HEAD TWINFAST DRYWALL SCREW - BLACK PHOSPHATE - PHILLIPS OR SQUARE DRIVE					
PART #	SIZE	LBS/M	CARTON QTY	PART #	SIZE	LBS/M	CARTON QTY
3305B	6 x						

DECKING SCREWS

PHILLIPS BUGLE DACROTIZED							
- 1000 HOUR SALT SPRAY COATING - COARSE THREAD							
PART NUMBER	SIZE	LBS/M	CARTON QTY	PART NUMBER	SIZE	LBS/M	CARTON QTY
1800404	6 x 1"	2.9	10,000	1800438	8 x 3"	10.5	2,000
1800408	6 x 1-1/4"	3.5	8,000	1800446	10 X 3-1/2"	17	1,000
1800412	6 x 1-5/8"	4.4	5,000	142CD	10 x 3-3/4"	18	1,000
1800416	6 x 2"	5.4	3,500	1800450	10 x 4"	20	1,000
1800418	6 x 2-1/4"	6.0	3,000	1800454	10 x 4-1/2"	22	500
122CD	7 x 2-1/2"	8.0	2,500	1800458	10 x 5"	24	500
1800434	8 x 2-1/2"	9.5	2,500	1800462	10 x 6"	30	500

SQUARE BUGLE HEAD DACROTIZED							
- 1000 HOUR SALT SPRAY COATING - COARSE THREAD							
PART NUMBER	SIZE	LBS/M	CARTON QTY	PART NUMBER	SIZE	LBS/M	CARTON QTY
110QCD	6 x 1-5/8"	4.4	5,000	132QCD	8 x 3"	10.5	2,000
112QCD	6 x 2"	5.4	3,500	132QCD	10 x 3-1/2"	17	1,000
130QCD	8 x 2-1/2"	9.2	2,500	140QCD	10 x 4"	20	1,000

SQUARE FLAT HEAD 305 STAINLESS							
- WITH NIBS UNDER HEAD, TYPE 17 POINT & 2/3 THREADED							
PART NUMBER	SIZE	LBS/M	CARTON QTY	PART NUMBER	SIZE	LBS/M	CARTON QTY
513SS	8-8 x 1-1/4"	4.6	8,000	608SS	10-8 x 2"	9.3	1,500
515SS	8-8 x 1-5/8"	6.0	5,000	610SS	10-8 x 2-1/2"	12	1,000
517SS	8-8 x 2"	7.4	3,500	612SS	10-8 x 3"	13.8	800
518SS	9-8 x 2-1/2"	9.6	2,500	520SS	10-8 x 3-1/2"	17	1,000
519SS	9-8 x 3"	11.5	2,000	522SS	10-8 x 4"	19	1,000

SQUARE FLAT TRIM HEAD 305 STAINLESS							
- WITH NIBS UNDER HEAD, TYPE 17 POINT & 2/3 THREADED							
PART NUMBER	SIZE	LBS/M	CARTON QTY	PART NUMBER	SIZE	LBS/M	CARTON QTY
342SSN	7 x 1-5/8"	6.8	5,000	345SSN	7 x 3"	9.5	2,000
344SSN	7 x 2-1/4"	8.3	3,000				

FLAT HEAD CERAMIC COATED							
- WITH NIBS UNDER HEAD, TYPE 17 POINT & 2/3 THREADED - COLOR CODED FOR GREEN, RED & TAN LUMBER - WILL NOT STREAK OR STAIN LUMBER - USED IN DECKS, DOCKS, FENCES, SPAS, GAZEBOS, SIDING & OUTDOOR APPLICATIONS.							
PART NUMBER	SIZE	LBS/M	CARTON QTY	PART NUMBER	SIZE	LBS/M	CARTON QTY
PHILLIPS/SQUARE DRIVE - CHROMIUM FREE RUSPERT, 500 HOURS, RECOMMENDED FOR ACQ							
513GAQ	8-8 x 1-1/4"	4.6	8,000	519GAQ	9-8 x 3"	11.5	2,000
515GAQ	8-8 x 1-5/8"	6.0	5,000	520GAQ	10-8 x 3-1/2"	17	1,000
517GAQ	8-8 x 2"	7.4	3,500	520GAQ	10-8 x 4"	19	1,000
518GAQ	9-8 x 2-1/2"	9.6	2,500				
SQUARE DRIVE - 1200 HOURS SALT SPRAY RESISTANT							
513GRN	8-8 x 1-1/4"	4.6	8,000	519GRN	9-8 x 3"	11.5	2,000
515GRN	8-8 x 1-5/8"	6.0	5,000	520GRN	10-8 x 3-1/2"	17	1,000
517GRN	8-8 x 2"	7.4	3,500	522GRN	10-8 x 4"	19	1,000
518GRN	9-8 x 2-1/2"	9.6	2,500				
PHILLIPS/SQUARE DRIVE - 1200 HOURS SALT SPRAY RESISTANT							
515PQG	8-8 x 1-5/8"	6.0	5,000	519PQG	9-8 x 3"	11.5	2,000
517PQG	8-8 x 2"	7.4	3,500	520PQG	10-8 x 3-1/2"	17	1,000
518PQG	9-8 x 2-1/2"	9.6	2,500				

WOODWORKING SCREWS

FLAT PARTICLE BOARD SCREWS							
- WITH NIBS UNDER HEAD, & 2/3 THREADED							
PART NUMBER	SIZE	LBS/M	CARTON QTY	PART NUMBER	SIZE	LBS/M	CARTON QTY
PHILLIPS DRIVE - BLACK PHOSPHATE							
490CPZ	8-11 x 3/4"	3.4	10,000	495CPZ	8-11 x 1-5/8"	6.0	5,000
491CPZ	8-11 x 1"	3.6	10,000	496CPZ	8-11 x 1-3/4"	5.8	4,000
492CPZ	8-11 x 1-1/8"	4.0	9,000	497CPZ	8-11 x 2"	7.4	3,500
493CPZ	8-11 x 1-1/4"	4.5	8,000	498CPZ	9-10 x 2-1/2"	9.6	2,500
494CPZ	8-11 x 1-1/2"	4.5	6,000	499CPZ	9-10 x 3"	11.5	2,000
PHILLIPS DRIVE ZINC PLATED							
490CPB	8-11 x 3/4"	3.4	10,000	495CPB	8-11 x 1-5/8"	6.0	5,000
491CPB	8-11 x 1"	3.6	10,000	496CPB	8-11 x 1-3/4"	5.8	4,000
492CPB	8-11 x 1-1/8"	4.0	9,000	497CPB	8-11 x 2"	7.4	3,500
493CPB	8-11 x 1-1/4"	4.5	8,000	498CPB	9-10 x 2-1/2"	9.6	2,500
494CPB	8-11 x 1-1/2"	4.5	6,000	499CPB	9-10 x 3"	11.5	2,000
PHILLIPS /SQUARE DRIVE TYPE 17 POINT, ZINC PLATED							
493PQZ	8-8 x 1-1/4"	4.6	8,000	498PQZ	9-8 x 2-1/2"	9.2	2,500
495PQZ	8-8 x 1-5/8"	5.6	5,000	499PQZ	9-8 x 3"	10.5	2,000
497PQZ	8-8 x 2"	6.6	3,500				
PHILLIPS DRIVE TYPE 17 POINT, ZINC PLATED							
493SPZ	8-11 x 1-1/4"	4.6	8,000	497SPZ	8-11 x 2"	6.8	3,500
494SPZ	8-11 x 1-1/2"	5.2	6,000	498SPZ	9-10 x 2-1/2"	9.2	2,500
495SPZ	8-11 x 1-5/8"	5.6	5,000	499SPZ	9-10 x 3"	10.5	2,000

PAN HEAD FACE FRAME SCREWS							
- WITH NIBS UNDER HEAD, & 2/3 THREADED, BLACK OXIDE							
PART NUMBER	SIZE	LBS/M	CARTON QTY	PART NUMBER	SIZE	LBS/M	CARTON QTY
SQUARE DRIVE - FINE THREAD							
114FFS	6-18 x 1-1/4"	3.9	10,000	112FFS	6-18 x 1-1/2"	5.6	8,000
SQUARE DRIVE - COARSE THREAD							
114FFSC	6-9 x 1-1/4"	3.9	10,000	112FFSC	6-9 x 1-1/2"	5.6	8,000
SQUARE DRIVE - HI LO THREAD							
114FFPS	6-18 x 1-1/4"	3.9	10,000	112FFPS	6-18 x 1-1/2"	5.6	8,000
PHILLIPS DRIVE - FINE THREAD							
114FFP	6-18 x 1-1/4"	3.9	10,000	112FFP	6-18 x 1-1/2"	5.6	8,000
PHILLIPS DRIVE - COARSE THREAD							
114FFPC	6-9 x 1-1/4"	3.9	10,000	112FFPC	6-9 x 1-1/2"	5.6	8,000
PHILLIPS DRIVE - HI LO THREAD							
114FFPP	6-18 x 1-1/4"	3.9	10,000	112FFPP	6-18 x 1-1/2"	5.6	8,000

PHILLIPS FLAT HINGE SCREW TWINFAST							
SIZE	CARTON QTY	Lbs/M	PHIL DRIVE SIZE	PLAIN PART #	ZINC PART #	ANTIQUE BRASS PART #	BRIGHT BRASS PART #
5-20 x 1/2"	25,000	1.4	#2	440FTP	440FTZ	440FTAB	440FTBB
5-20 x 5/8"	25,000	1.7	#2	442FTP	442FTZ	442FTAB	442FTBB
5-20 x 3/4"	25,000	1.8	#2	444FTP	444FTZ	444FTAB	444FTBB
6-18 x 1/2"	25,000	1.7	#2	450FTP	450FTZ	450FTAB	450FTBB
6-18 x 5/8"	25,000	2.0	#2	450FTP	450FTZ	450FTAB	450FTBB

PHILLIPS FLAT HINGE SCREW COARSE							
SIZE	CARTON QTY	Lbs/M	PHIL DRIVE SIZE	PLAIN PART #	ZINC PART #	ANTIQUE BRASS PART #	BRIGHT BRASS PART #
5-20 x 1/2"	25,000	1.4	#2	440FCP	440FCZ	440FCAB	440FCBB
5-20 x 5/8"	25,000	1.7	#2	442FCP	442FCZ	442FCAB	442FCBB
5-20 x 3/4"	25,000	1.8	#2	444FCP	444FCZ	444FCAB	444FCBB
6-18 x 1/2"	25,000	1.7	#2	450FCP	450FCZ	450FCAB	450FCBB
6-18 x 5/8"	25,000	2.0	#2	452FCP	452FCZ	452FCAB	452FCBB

PHILLIPS OVAL HINGE SCREW							
SIZE	CARTON QTY	Lbs/M	PHIL DRIVE SIZE	PLAIN PART #	ZINC PART #	ANTIQUE BRASS PART #	BRIGHT BRASS PART #
TWINFAST							
5-20 x 5/8"	25,000	2.0	#2	442OTP	442OTZ	442OTAB	442OTBB
6-18 x 5/8"	25,000	2.3	#2	452OTP	452OTZ	452OTAB	452OTBB
COARSE							
6-9 x 5/8"	25,000	2.3	#2			452OCAB	452OCBB

CEMENT BOARD SCREWS

PHILLIPS WAFER							
- #2 PHILLIPS DRIVE, HI-LO THREAD, SHARP POINT - 8 NIBS UNDER HEAD, CERAMIC COATED GRAY							
PART NUMBER	SIZE	LBS/M	CARTON QTY	PART NUMBER	SIZE	LBS/M	CARTON QTY
702CBS	8-8 x 1-1/4"	6.0	5,000	708CBS	8-8 x 2-1/4"	11.3	3,000
704CBS	8-8 x 1-5/8"	7.5	4,000				

PHILLIPS WAFER							
- #2 PHILLIPS DRIVE, HI-LO THREAD, SPOON POINT - 8 NIBS UNDER HEAD, CERAMIC COATED GRAY							
PART NUMBER	SIZE	LBS/M	CARTON QTY	PART NUMBER	SIZE	LBS/M	CARTON QTY
702CBP	8-8 x 1-1/4"	5.8	5,000	708CBP	8-8 x 2-1/4"	11.3	3,000
704CBP	8-8 x 1-5/8"	7.3	4,000				

PHILLIPS WAFER							
- #2 PHILLIPS DRIVE, #3 SELF DRILLING POINT - 8 NIBS UNDER HEAD, CERAMIC COATED GRAY							
PART NUMBER	SIZE	LBS/M	CARTON QTY	PART NUMBER	SIZE	LBS/M	CARTON QTY
702CBD	8-8 x 1-1/4"	5.8	5,000	704CBD	8-8 x 1-5/8"	7.3	4,000

PHILLIPS WAFER							
- #2 PHILLIPS DRIVE, #3 SELF DRILL POINT & REAMER WINGS - 8 NIBS UNDER HEAD, CERAMIC COATED GRAY							
PART NUMBER	SIZE	LBS/M	CARTON QTY	PART NUMBER	SIZE	LBS/M	CARTON QTY
702CBR	8-8 x 1-1/4"	5.8	5,000	708CBR	8-8 x 2-1/4"	11.3	3,000
704CBR	8-8 x 1-5/8"	7.3	4,000				

RIVETS

BUTTON HEAD RIVETS									
PART #	SIZE	RIVET DIA. NOM.	RIVET LEN. MAX	ERIP RANGE	HEAD DIA.	HEAD HEIGHT	DRILL SIZE	Lbs/M	CARTON QTY
ALUMINUM RIVET / ALUMINUM MANDREL									
4500102	#42	1/8" (.125)	.275	.063-.125	.250	.040	#30	2.9	10,000
4500104	#44		.400	.188-.250				3.3	10,000
4500106	#46		.525	.313-.375				3.7	10,000
4500108	#48		.650	.376-.500				3.7	10,000
4500302	#62	3/16" (.187)	.325	.062-.125	.375	.060	#11	7.4	5,000
4500304	#64		.450	.126-.250				8.6	5,000
4500306	#66		.575	.251-.375				9.4	5,000
4500308	#68		.700	.376-.500				10.75	4,000
4500310	#610		.825	.501-.625				11.75	4,000
4500312	#612		.950	.626-.750				11.75	4,000
STEEL RIVET / STEEL MANDREL									
4520102	#42	1/8" (.125)	.275	.063-.125	.250	.040	#30	3	10,000
4520103	#43		.337	.126-.187				3.1	10,000
4520104	#44		.400	.188-.250				3.2	10,000
4520106	#46		.525	.313-.375				3.5	10,000
4520108	#48		.650	.376-.500				3.6	10,000
4520202	#52	5/32" (.156)	.300	.062-.125	.312	.050	#20	5	8,000
4520204	#54		.425	.188-.250				5.3	8,000
4520302	#62	3/16" (.187)	.325	.062-.125	.375	.060	#11	7.4	5,000
4520304	#64		.450	.126-.250				8.4	5,000
4520306	#66		.575	.251-.375				8.8	5,000
4520308	#68		.700	.376-.500				9.8	4,000
ALUMINUM RIVET / STEEL MANDREL									
4510102	#42	1/8" (.125)	.275	.063-.125	.250	.040	#30	2.5	10,000
4510104	#44		.337	.126-.187				2.7	10,000
4510106	#46		.400	.188-.250				2.8	10,000
4510108	#48		.525	.313-.375				3.1	10,000
4510203	#53	5/32" (.156)	.362	.126-.187	.312	.050	#20	4.3	8,000
STAINLESS STEEL RIVET / STAINLESS STEEL MANDREL									
4540102	#42	1/8" (.125)	.275	.063-.125	.250	.040	#30	2.9	10,000
4540103	#43		.337	.126-.187				3	10,000
4540104	#44		.400	.188-.250				3.1	10,000
4540306	#66	3/16" (.187)	.575	.251-.375	.375	.060	#11	8.8	5,000
4540310	#610		.825	.501-.625				11	4,000
COPPER RIVET / COPPER PLATED STEEL MANDREL									
4551102	#42	1/8" (.125)	.275	.063-.125	.250	.040	#30	3.5	10,000
4551104	#44		.337	.126-.187				3.7	10,000
4551106	#46		.400	.188-.250				4.0	10,000
COPPER RIVET / BRASS MANDREL									
4560102	#42	1/8" (.125)	.275	.063-.125	.250	.040	#30	3.5	10,000
4560104	#44		.337	.126-.187				3.7	10,000
4560106	#46		.400	.188-.250				4.0	10,000

PAINTED BUTTON HEAD RIVETS									
PART #	SIZE	RIVET DIA. NOM.	RIVET LEN. MAX	ERIP RANGE	HEAD DIA.	HEAD HEIGHT	DRILL SIZE	Lbs/M	CARTON QTY
ALUMINUM RIVET / ALUMINUM MANDREL									
4500102	#42	1/8" (.125)	.275	.063-.125	.250	.040	#30	2.9	10,000
4500104	#44		.400	.188-.250				3.3	10,000
4500106	#46		.525	.313-.375				3.7	10,000
STEEL RIVET / STEEL MANDREL									
4520102	#42	1/8" (.125)	.275	.063-.125	.250	.040	#30	3	10,000
4520103	#43		.337	.126-.187				3.1	10,000
4520104	#44		.400	.188-.250				3.2	10,000
STAINLESS STEEL RIVET / STAINLESS STEEL MANDREL									
4540102	#42	1/8" (.125)	.275	.063-.125	.250	.040	#30	2.9	10,000
4540103	#43		.337	.126-.187				3	10,000
4540104	#44		.400	.188-.250				3.1	10,000

LARGE FLANGE BUTTON HEAD RIVETS									
PART #	SIZE	RIVET DIA. NOM.	RIVET LEN. MAX	ERIP RANGE	HEAD DIA.	HEAD HEIGHT	DRILL SIZE	Lbs/M	CARTON QTY
ALUMINUM RIVET / ALUMINUM MANDREL									
4501102	#42 LF	1/8" (.125)	.275	.032-.125	.375	.065	#30	3.3	10,000
4501104	#44 LF		.400	.188-.250				3.6	10,000
4501308	#68 LF		3/16" (.156)	.700				.376-.500	.615
STEEL RIVET / STEEL MANDREL									
4521102	#42 LF	1/8" (.125)	.275	.032-.125	.250	.040	#30	3.3	10,000
4521104	#44 LF		.400	.188-.250				3.6	10,000
4521304	#64 LF		3/16" (.156)	.450				.062-.250	.615
4521308	#68 LF		.700	.376-.500				11.7	3,000
ALUMINUM RIVET / STEEL MANDREL									
4510102	#42 LF	1/8" (.125)	.275	.032-.125	.250	.040	#30	2.5	10,000
4510104	#44 LF		.337	.126-.187				2.7	10,000
4510106	#46 LF		.400	.188-.250				2.8	10,000
4510108	#48 LF		.525	.313-.375				3.1	10,000
4510203	#53 LF	5/32" (.156)	.362	.126-.187	.312	.050	#20	4.3	8,000
STAINLESS STEEL RIVET / STAINLESS STEEL MANDREL									
4541102	#42 LF	1/8" (.125)	.275	.032-.125	.250	.040	#30	2.9	10,000
4541104	#44 LF		.337	.126-.187				3	10,000
4541304	#64 LF		3/16" (.156)	.450				.062-.250	.615
4541308	#68 LF		.700	.376-.500				11.7	3,000

SOLID RIVETS
- AVAILABLE IN MILD STEEL, STAINLESS & ALUMINUM
PLEASE CALL FOR SIZES AND PRICING

LIST OF COLOR CODES FOR #42 & #44 ALUMINUM / ALUMINUM PAINTED RIVETS							
- CALL FOR NEW COLORS THAT MAY BECOME AVAILABLE							
1	almond	14	clay	26	ivory	40	heritage cream
2	black	15	pebble clay	28	peach	45	tuxedo gray
3	cb blue	16	cocoa	29	adobe tan	48	sage
5	tahoe blue	17	cranberry	30	white	56	rosewood
6	light bronze	18	cream	32	colonial white	59	storm gray
7	dark bronze	20	dove gray	33	wicker	66	marine green
8	beaver brown	21	pearl gray	34	cameo	67	sea blue
10	musket brown	22	forest green	36	colonial gray	71	woodbeige
11	royal brown	23	spanish green	37	grecian green	76	desert mauve
12	buckskin	25	herringbone	38	evening gray		

LIST OF COLOR CODES FOR #42 & #44 STEEL/STEEL PAINTED RIVETS							
- CALL FOR NEW COLORS THAT MAY BECOME AVAILABLE							
2	black	11	royal brown	18	cream	30	white

LIST OF COLOR CODES FOR #42, #43 & #44 STAINLESS STEEL/STAINLESS STEEL PAINTED RIVETS							
30	white	31	30 deg white	36	colonial gray		

DRILL BITS

STRAIGHT SHANK MASONRY									
- MADE IN THE USA									
PART NUMBER	POINT DIAM.	SHANK DIAM.	OVER. LEN.	DRILL DEPTH	PART NUMBER	POINT DIAM.	SHANK DIAM.	OVER. LEN.	DRILL DEPTH
3080203	1/8"	1/8"	3"	1 7/8"	3081006	1/2"	3/8"	6"	4"
3080403	3/16"	3/16"	3"	1 7/8"	3081014	1/2"	3/8"	14"	12"
3080404	3/16"	3/16"	4"	2 3/8"	3081018	1/2"	3/8"	18"	16"
3080407	3/16"	3/16"	7"	5 3/8"	3081024	1/2"	3/8"	24"	22"
3080604	1/4"	1/4"	4"	2 3/4"	3081106	9/16"	3/8"	6"	4"
3080606	1/4"	1/4"	6"	3 3/4"	3081206	5/8"	1/2"	6"	4"
3080608	1/4"	1/4"	8"	6"	3081214	5/8"	1/2"	14"	12"
3080612	1/4"	1/4"	12"	10"	3081218	5/8"	1/2"	18"	16"
3080618	1/4"	1/4"	18"	16"	3081224	5/8"	1/2"	24"	22"
3080624	1/4"	1/4"	24"	22"	3081306	11/16"	1/2"	6"	4"
3080704	5/16"	1/4"	4"	2 1/2"	3081406	3/4"	1/2"	6"	4"
3080706	5/16"	1/4"	6"	4"	3081414	3/4"	1/2"	14"	12"
3080712	5/16"	1/4"	12"	10"	3081418	3/4"	1/2"	18"	16"
3080718	5/16"	1/4"	18"	16"	3081424	3/4"	1/2"	24"	18"
3080804	3/8"	3/8"	4"	2 1/2"	3081606	7/8"	1/2"	6"	4"
3080806	3/8"	3/8"	6"	4"	3081706	1"	1/2"	6"	4"
3080812	3/8"	3/8"	12"	10"	3081718	1"	1/2"	18"	16"
3080818	3/8"	3/8"	18"	16"	3081724	1"	1/2"	24"	22"
3080824	3/8"	3/8"	24"	22"					

SDS+ MASONRY HAMMER									
- MADE IN THE USA									
PART NUMBER	POINT DIAM.	SHANK DIAM.	OVER. LEN.	LBS / EA	PART NUMBER	POINT DIAM.	SHANK DIAM.	OVER. LEN.	LBS / EA
3070404	3/16"	4 1/2"	2 1/2"		3071025	1/2"	25"	22"	
3070406	3/16"	6"	4"		3071106	9/16"	6"	4"	
3070408	3/16"	8"	6"		3071112	9/16"	12"	10"	
3070410	3/16"	10"	8"		3071118	9/16"	18"	16"	
3070414	3/16"	14"	12"		3071125	9/16"	25"	22"	
3070644	1/4"	4"	2"		3071208	5/8"	8"	6"	
3070606	1/4"	6"	4"		3071214	5/8"	14"	12"	
3070608	1/4"	8"	6"		3071218	5/8"	18"	16"	
3070610	1/4"	10"	8"		3071225	5/8"	25"	22"	
3070614	1/4"	14"	12"		3071310	11/16"	10"	8"	
3070620	1/4"	20"	18"		3071408	3/4"	8"	6"	
3070706	5/16"	6"	4"		3071414	3/4"	14"	12"	
3070710	5/16"	10"	8"		3071418	3/4"	18"	16"	
3070714	5/16"	14"	12"		3071425	3/4"	25"	22"	
3070806	3/8"	6"	4"		3071508	27/32"	8"	6"	
3070810	3/8"	10"	8"		3071608	7/8"	8"	6"	
3070814	3/8"	14"	12"		3071614	7/8"	14"	12"	
3070818	3/8"	18"	16"		3071618	7/8"	18"	16"	
3070825	3/8"	25"	22"		3071708	1"	8"	6"	
3071006	1/2"	6"	4"		3071718	1"	18"	16"	
3071010	1/2"	10"	8"		3071725	1"	25"	22"	
3071014	1/2"	14"	12"		3071808				

DRILL BITS

BLACK/GOLD FRACTIONAL JOBBER - HEAVY DUTY									
PART NUMBER	SIZE	PART NUMBER	SIZE	PART NUMBER	SIZE	PART NUMBER	SIZE	PART NUMBER	SIZE
3000001	1/16	3000007	5/32	3000013	1/4	3000019	11/32	3000025	7/16
3000002	5/64	3000008	11/64	3000014	17/64	3000020	23/64	3000026	29/64
3000003	3/32	3000009	3/16	3000015	9/32	3000021	3/8	3000027	15/32
3000004	7/64	3000010	13/64	3000016	19/64	3000022	25/64	3000028	31/64
3000005	1/8	3000011	7/32	3000017	5/16	3000023	13/32	3000029	1/2
3000006	9/64	3000012	15/64	3000018	21/64	3000024	27/64	3000029R	1/2 RED

DOUBLE ENDED STUBBY									
PART NUMBER	SIZE	PART NUMBER	SIZE	PART NUMBER	SIZE	PART NUMBER	SIZE	PART NUMBER	SIZE
3010405	1/8	3010407	5/32	3010413	1/4	3010530	#30		
3010406	9/64	3010409	3/16	3010511	#11				

STUBBY DRILL BITS									
PART NUMBER	SIZE	PART NUMBER	SIZE	PART NUMBER	SIZE	PART NUMBER	SIZE	PART NUMBER	SIZE
3010203	3/32	3010211	7/32	3010225	7/16	3010311	#11	3010327	#27
3010206	9/64	3010212	15/64	3010229	1/2	3010320	#20	3010329	#29
3010207	5/32	3010213	1/4	3010301	#1	3010321	#21	3010330	#30
3010209	3/16	3010217	5/16	3010307	#7	3010326	#26	3010336	#36
3010210	13/64	3010221	3/8						

29 PIECE DRILL SET - SIZES 1/16 TO 1/2					
PART NUMBER	TYPE	PART NUMBER	TYPE	PART NUMBER	TYPE
3057029	COBALT	3057129	TITANIUM	DBS29BG	BLACK/GOLD

LOK™ ADAPTORS - QUIK-LOK ADAPTERS ACCEPT SDS-PLUS SHANK BITS			
IMAGE	DESCRIPTION	IMAGE	DESCRIPTION
	SDS-MAX TO SDS-PLUS		SDS-SPLINE DRIVE TO SDS-PLUS

CABLE TIES

SELF-LOCKING NYLON - AVAILABLE IN NATURAL									
PART NUMBER	LENGTH	TENSILE STRENGTH	MAXIMUM BUNDLE DIAMETER	LBS/M	PART NUMBER	LENGTH	TENSILE STRENGTH	MAXIMUM BUNDLE DIAMETER	LBS/M
5003004	4"	18 LB	7/8"		5004614	14"	175 LB	4"	
5003106	6"	30 LB	1-3/8"		5004618	18"	175 LB	5"	
5003307	8"	45 LB	1-3/4"		5004621	21"	175 LB	6"	
5003311	11"	75 LB	3"		5004624	24"	175 LB	7"	
5003314	14"	75 LB	4"		5004236	36"	175 LB	11"	

SELF-LOCKING NYLON - AVAILABLE IN UV BLACK									
PART NUMBER	LENGTH	TENSILE STRENGTH	MAXIMUM BUNDLE DIAMETER	LBS/M	PART NUMBER	LENGTH	TENSILE STRENGTH	MAXIMUM BUNDLE DIAMETER	LBS/M
5013004	4"	18 LB	7/8"		5014618	18"	175 LB	5"	
5013106	6"	30 LB	1-3/8"		5014621	21"	175 LB	6"	
5013307	8"	45 LB	1-3/4"		5014624	24"	175 LB	7"	
5013311	11"	75 LB	3"		5014236	36"	175 LB	11"	
5013314	14"	75 LB	4"		5024648	48"	175 LB	15"	

SELF-LOCKING NYLON WITH #10 SCREW HOLE- BLACK									
PART NUMBER	LENGTH	TENSILE STRENGTH	MAXIMUM BUNDLE DIAMETER	LBS/M	PART NUMBER	LENGTH	TENSILE STRENGTH	MAXIMUM BUNDLE DIAMETER	LBS/M
5211307	7"	50 LB	1-3/4"		5211314	14"	50 LB	4"	
5211309	9"	50 LB	2-3/8"		5211614	14"	120 LB	4"	
5211311	11"	50 LB	3"						

SELF-LOCKING NYLON WITH #10 SCREW HOLE- NATURAL									
PART NUMBER	LENGTH	TENSILE STRENGTH	MAXIMUM BUNDLE DIAMETER	LBS/M	PART NUMBER	LENGTH	TENSILE STRENGTH	MAXIMUM BUNDLE DIAMETER	LBS/M
5201307	7"	50 LB	1-3/4"		5201314	14"	50 LB	4"	
5201309	9"	50 LB	2-3/8"		5201614	14"	120 LB	4"	
5201311	11"	50 LB	3"						

ELECTRICAL

ELECTRICAL TAPE - 7mm x 3/4" x 60ft									
PART NUMBER	COLOR	PART NUMBER	COLOR	PART NUMBER	COLOR	PART NUMBER	COLOR	PART NUMBER	COLOR
ET-3/4BLK	Black	ET-3/4BRN	Brown	ET-3/4BLU	Blue	ET-3/4ORA	Orange	ET-3/4W	White
ET-3/4PUR	Purple	ET-3/4GRN	Green	ET-3/4GRY	Gray	ET-3/4RED	Red	ET-3/4YEL	Yellow

WIRE NUTS							
PART NUMBER	AWG	UL RATED	Lbs/M	PART NUMBER	AWG	UL RATED	Lbs/m
5700102	22-16 GRAY	300V		5700108	18-10 YEL	600V	
5700104	22-16 BLUE	300V		5700110	18-10 RED	600V	
5700106	22-14 ORANGE	600V					

WING NUTS							
PART NUMBER	AWG	UL RATED	Lbs/M	PART NUMBER	AWG	UL RATED	Lbs/m
5700202	22-10 YELLOW	600V		5700208	14-6 BLUE		
5700204	18-10 RED	600V		5700110	14-10 GREEN	600V	
5700206	18-8 GRAY	600V		5700310	22-6 HEX TAN		

ANCHORS

ANCHOR KITS KIT INCLUDES: 100 INDENTED HEX WASHER HEAD OR PHILIPS PAN HEAD SHEET METAL SCREWS, 100 PLASTIC CONICAL LIP ANCHORS, 1 MASONRY DRILL BIT					
SCREW	ANCHOR	DRILL	SCREW	ANCHOR	DRILL
10 x 1" HEX	10-12 Blue	1/4"	10 x 1 PHIL	10-12 Blue	1/4"
10 x 1-1/4" HEX	10-12 Blue	1/4"	10 x 1 1/4 PHIL	10-12 Blue	1/4"
6 x 1 PHIL	6-8 Red	3/16"			

E-Z/ ZIP IT/ TWIST ANCHORS BOX INCLUDES: 100 8 X 1-1/4" PHILIPS PAN HEAD SHEET METAL SCREWS AND 100 ANCHORS					
PART NUMBER	ANCHOR TYPE	LBS/M	PART NUMBER	ANCHOR TYPE	LBS/M
EZANCOR	ZINC		EZANCORPL	PLASTIC	

HAMMER DRIVE ANCHORS (ZINC)					
PART NUMBER	SIZE	LBS/M	PART NUMBER	SIZE	LBS/M
0080610	3/16" x 7/8"	9.4	0080640	1/4" x 1-1/4"	21.8
0080620	1/4" x 3/4"	15.5	0080650	1/4" x 1-1/2"	25.2
0080630	1/4" x 1"	19.4	0080660	1/4" x 2"	30.6

HAMMER DRIVE ANCHORS (PLASTIC)					
PART NUMBER	SIZE	LBS/M	PART NUMBER	SIZE	LBS/M
0090002	3/16" x 1"	5	0090010	1/4" x 2"	10
0090006	1/4" x 1"	7.5	0090012	1/4" x 3"	22.5
0090008	1/4" x 1-1/2"	10			

PLASTIC CONICAL LIP ANCHORS					
PART NUMBER	SIZE	LBS/M	PART NUMBER	SIZE	LBS/M
0110008	3/16" x 7/8"	1	0110014	5/16" x 1-1/2"	1
0110010	1/4" x 1"	1			

PLASTIC RIBBED ANCHORS					
PART NUMBER	SIZE	LBS/M	PART NUMBER	SIZE	LBS/M
0130010	1/4" x 1	1	0130014	5/16" x 1-1/4"	1

DROP IN ANCHORS					
PART NUMBER	SIZE	LBS/M	PART NUMBER	SIZE	LBS/M
AD14	1/4-20 x 3/8 x 1"	24	DAZP10040	5/8 - 11 x 7/8 x 2-1/2"	315
AD37	3/8 - 16 x 1/2 x 1-9/16"	58	DAZP12050	3/4 - 10 x 1 x 3-1/8"	460
AD50	1/2 - 13 x 5/8 x 2"	114			

LAG SHIELDS LONG					
PART NUMBER	SIZE	LBS/M	PART NUMBER	SIZE	LBS/M
0080310	1/4 x 1-1/2"	3.1	LSL08	1/2 x 3-3/4"	11.2
0080320	5/16 x 1-3/4"	3.3	LSL10	5/8 x 3-1/2"	16.6
0080330	3/8 x 2-1/2"	7	LSL12	3/4 x 3-1/2"	24
0080340	1/2 x 3"				

LAG SHIELDS SHORT					
PART NUMBER	SIZE	LBS/M	PART NUMBER	SIZE	LBS/M
0080305	1/4 X 1"	2.2	LSS08	1/2 X 2"	7.8
0080315	5/16 X 1-1/4"	2.3	LSS10	5/8 X 2"	10.3
0080325	3/8 X 1-3/4"	4.7	LSS12	3/4 X 2"	14.4
0080340	1/2 x 3"				

ANCHORS

LEAD MACHINE SCREW ANCHORS						
PART NUMBER	SIZE	LBS/M	PART NUMBER	SIZE	LBS/M	
	8-32			5/16"-18		
0080020	10-24	17.5		3/8"-16		
0080030	1/4"-20	45		1/2"-13		

LEAD WOOD SCREW ANCHORS						
PART NUMBER	SIZE	LBS/M	PART NUMBER	SIZE	LBS/M	
	6-8 x 3/4"		0080150	10-14 x 1"	20	
0080120	6-8 x 1"	15	0080160	10-14 x 1-1/2"	30	
0080130	6-8 x 1-1/2"	20		16-18 x 1"		
	10-14 x 3/4"			16-18 x 1-1/2"		

WEDGE ANCHORS							
PART NUMBER	SIZE	Lbs/M	CARTON QTY	PART NUMBER	SIZE	Lbs/M	CARTON QTY
0050111	1/4-20 x 1-3/4"	30	1000	0050531	5/8-11 x 4-1/4"	41	100
0050115	1/4-20 x 2-1/4"	36.3	1000	WAZP10072	5/8-11 x 4-1/2"		100
WAZP04048	1/4-20 x 3"		1000	0050537	5/8-11 X 5"	480	100
0050123	1/4-20 x 3-1/4"	108	1000	WAZP10096	5/8-11 X 6"		80
WAZP05032	5/16-18 x 2"		1000	WAZP10112	5/8-11 X 7"		100
WAZP05044	5/16-18 x 2-3/4"		800	WAZP10136	5/8-11 X 8-1/2"		60
WAZP05056	5/16-18 x 3-1/2"		500	WAZP	5/8-11 X 10"		
WAZP05080	5/16-18 x 5"		400	WAZP12068	3/4-10 x 4-1/4"		100
WAZP06034	3/8-16 x 2-1/8"		600	WAZP	3/4-10 X 4-1/2"		100
0050315	3/8-16 x 2-1/4"	88	600	0050635	3/4-10 X 4-3/4"	688	100
0050319	3/8-16 x 2-3/4"	91	600	WAZP12088	3/4-10 x 5-1/2"		80
0050321	3/8-16 x 3"	105	500	WAZP12100	3/4-10 x 6-1/4"		60
WAZP06056	3/8-16 x 3-1/2"		500	WAZP12112	3/4-10 x 7"		50
0050327	3/8-16 x 3-3/4"	120	500	WAZP12136	3/4-10 x 8-1/2"		40
0050337	3/8-16 x 5"	150	400	WAZP12160	3/4-10 x 10"		50
	3/8-16 x 7"			WAZP12192	3/4-10 x 12"		40
0050419	1/2-13 x 2-3/4"	188	250	WAZP14096	7/8-9 x 6"		40
0050427	1/2-13 x 3-3/4"	236	250	WAZP14128	7/8-9 x 8"		40
0050431	1/2-13 x 4-1/2"	269	250	WAZP14160	7/8-10 x 10"		30
	1/2-13 x 4-1/2"			WAZP16096	1"-8 x 6"		40
0050441	1/2-13 x 5-1/2"	336	200	WAZP16144	1"-8 x 9"		25
0050453	1/2-13 x 7"	433	150	WAZP16192	1"-8 x 12"		20
WAZP10056	5/8-11 x 3-1/2"	150					

CONCRETE SCREWS							
- HEX WASHER HEAD /BLUE RUSPERT COATED/ HI-LO THREAD/ BOXED IN 100'S, INCLUDES 1 MASONRY DRILL							
PART NUMBER	SIZE	DRILL SIZE	Lbs/M	PART NUMBER	SIZE	DRILL SIZE	Lbs/M
0040012	3/16" x 1-1/4"	5/32" x 3-1/2"	7.5	0040030	1/4" x 1-1/4"	3/16" x 3-1/2"	15
0040014	3/16" x 1-3/4"	5/32" x 3-1/2"	10	0040032	1/4" x 1-3/4"	3/16" x 3-1/2"	17.5
0040016	3/16" x 2-1/4"	5/32" x 4-1/2"	12.5	0040034	1/4" x 2-1/4"	3/16" x 4-1/2"	20
0040018	3/16" x 2-3/4"	5/32" x 4-1/2"	15	0040036	1/4" x 2-3/4"	3/16" x 4-1/2"	27.5
0040020	3/16" x 3-1/4"	5/32" x 5-1/2"	17.5	0040038	1/4" x 3-1/4"	3/16" x 5-1/2"	32.5
412HHC	3/16" x 3-3/4"	5/32" x 5-1/2"		0040040	1/4" x 3-3/4"	3/16" x 5-1/2"	37.5
413HHC	3/16" x 4"	5/32" x 5-1/2"		0040042	1/4" x 4"	3/16" x 5-1/2"	45

CONCRETE SCREWS							
- PHILLIPS FLAT HEAD /BLUE RUSPERT COATED/ HI-LO THREAD/ BOXED IN 100'S, INCLUDES 1 MASONRY DRILL							
PART NUMBER	SIZE	DRILL SIZE	Lbs/M	PART NUMBER	SIZE	DRILL SIZE	Lbs/M
0040112	3/16" x 1-1/4"	5/32" x 3-1/2"	7.5	0040130	1/4" x 1-1/4"	3/16" x 3-1/2"	15
0040114	3/16" x 1-3/4"	5/32" x 3-1/2"	10	0040132	1/4" x 1-3/4"	3/16" x 3-1/2"	17.5
0040116	3/16" x 2-1/4"	5/32" x 4-1/2"	12.5	0040134	1/4" x 2-1/4"	3/16" x 4-1/2"	20
0040118	3/16" x 2-3/4"	5/32" x 4-1/2"	15	0040136	1/4" x 2-3/4"	3/16" x 4-1/2"	27.5
0040120	3/16" x 3-1/4"	5/32" x 5-1/2"	17.5	0040138	1/4" x 3-1/4"	3/16" x 5-1/2"	32.5
412PFC	3/16" x 3-3/4"	5/32" x 5-1/2"		0040140	1/4" x 3-3/4"	3/16" x 5-1/2"	37.5
413PFC	3/16" x 4"	5/32" x 5-1/2"		0040142	1/4" x 4"	3/16" x 5-1/2"	45

HOLLOW WALL ANCHORS						
-COMBO DRIVE ZINC PLATED						
PART NUMBER	ANCHOR SIZE	SCREW SIZE	HOLE SIZE	LENGTH	GRIP	LBS/100
0030012	1/8 SHORT	6-32 x 1-1/2	1/4	1-1/4	1/8 - 1/2	1.2
0030022	3/16 SHORT	10-24 x 2 1/4	3/8	2-1/16	1/8 - 5/8	3.3
0030032	1/4 SHORT	1/4-20 x 2 1/4	1/2	2-1/16	1/8 - 5/8	4.7
0030034	1/4 SHORT	3/8-16 x 2-3/4	1/2	2-1/2	5/8 - 1-3/16	5.8

DRIVE TYPE HOLLOW WALL ANCHORS						
-COMBO DRIVE ZINC PLATED						
PART NUMBER	ANCHOR SIZE	SCREW SIZE	HOLE SIZE	LENGTH	GRIP	LBS/100
0030212	1/8 SHORT	6-32 x 1-3/4	5/16	1-1/4	1/8 - 1/2	1.4

HOLLOW WALL ANCHORS						
-HEX DRIVE ZINC PLATED						
PART NUMBER	ANCHOR SIZE	SCREW SIZE	HOLE SIZE	LENGTH	GRIP	LBS/100
0030112	1/8 SHORT	6-32 X 1-1/2	1/4"	1 1/4"	1/8 - 1/2	15

TOGGLE BOLTS COMBO MUSHROOM HEAD							
-ZINC PLATED							
PART NUMBER	SIZE	Lbs/M	CARTON QTY	PART NUMBER	SIZE	Lbs/M	CARTON QTY
0020010	1/8"-32 x 2"	12.5		0020032	1/4"-20 x 3"	65	
0020012	1/8"-32 x 3"	15		0020034	1/4"-20 x 4"	75	
0020014	1/8"-32 x 4"	20		0020036	1/4"-20 x 5"	85	
	3/16"-24 x 2"			0020038	1/4"-20 x 6"	95	
0020022	3/16"-24 x 3"	40		0020044	5/16"-18 x 4"	140	
0020024	3/16"-24 x 4"	50			3/8"-16 x 3"		
0020026	3/16"-24 x 5"	55		0020054	3/8"-16 x 4"	180	
0020028	3/16"-24 x 6"	62.5					

TOGGLE BOLTS HEX WASHER HEAD		
-ZINC PLATED		
PART NUMBER	CARTON QTY	Lbs/m
0020112	1/8"-32 x 3"	15

BOLTS

HEX TAP BOLTS							
PART NUMBER	PART NUMBER	SIZE	Lbs/M	PART NUMBER	PART NUMBER	Lbs/M	
GRADE 2	GRADE 5			GRADE 2	GRADE 5		
7200004		1/4-20 X 1/2"	12	7220006		5/16-18 X 6"	
7200006		1/4-20 X 3/4"	15	7220008		3/8-16 X 3/4"	35
7200008	7400008	1/4-20 X 1"	17	7220010	7420008	3/8-16 X 1"	41
7200010	7400010	1/4-20 X 1-1/4"	20	7220012	7420010	3/8-16 X 1 1/4"	48
7200012	7400012	1/4-20 X 1-1/2"	22	7220014	7420012	3/8-16 X 1 1/2"	53
7200016		1/4-20 X 2"	27	7220016	7420016	3/8-16 X 2"	66
7200018		1/4-20 X 2-1/4"	30	7220020		3/8-16 X 2 1/2"	86
7200020		1/4-20 X 2-1/2"	32	7220024		3/8-16 X 3"	88
7200024		1/4-20 X 3"	37			3/8-16 X 3-1/2"	
7200026		1/4-20 X 3-1/4"	40	7220033		3/8-16 X 4"	112
7200033		1/4-20 X 4"	47			3/8-16 X 5"	
		1/4-20 X 5"		7220049		3/8-16 X 6"	162
7200049		1/4-20 X 6"	68	7240008		1/2-13 X 1"	84
7210006		5/16-18 X 3/4"	24			1/2-13 X 1-1/4"	99
7210008	7410008	5/16-18 X 1"	28	7240012	7440012	1/2-13 X 1-1/2"	108
7210010	7410010	5/16-18 X 1-1/4"	32	7240016	7440016	1/2-13 X 2"	126
7210012	7410012	5/16-18 X 1-1/2"	36	7240020		1/2-13 X 2-1/2"	150
7210016	7410016	5/16-18 X 2"	44	7240024		1/2-13 X 3"	173
		5/16-18 X 2-1/2"				1/2-13 X 3-1/2"	194
7210024		5/16-18 X 3"	62	7240033		1/2-13 X 4"	217
		5/16-18 X 3-1/2"				1/2-13 X 5"	
7210033		5/16-18 X 4"	78			1/2-13 X 6"	
7210041		5/16-18 X 5"	94				

NUTS

FINISHED HEX NUTS							
-ZINC PLATED							
PART NUMBER	SIZE	Lbs/M	CARTON QTY	PART NUMBER	SIZE	Lbs/M	CARTON QTY
7900010	1/4" - 20	6.82	5,000	7900070	5/8" - 11	68.7	730
7900020	5/16" - 18	10.1	4,000	7900080	3/4" - 10	113.7	500
7900030	3/8" - 16	14.7	3,000	7900100	1" - 8	260.3	190
7900050	1/2" - 13	35.4	1,500				

K-LOCK NUTS							
-ZINC PLATED							
PART NUMBER	SIZE	Lbs/M	CARTON QTY	PART NUMBER	SIZE	Lbs/M	CARTON QTY
7920002	6"-32	1.98	15,000	7920006	10"-24	3.3	10,000
7920004	8"-32	2.8	10,000				

NYLOCK NUTS							
-ZINC PLATED							
PART NUMBER	SIZE	Lbs/M	CARTON QTY	PART NUMBER	SIZE	Lbs/M	CARTON QTY
7910010	1/4"-20	7.81	3,500	7910050	1/2"-13	42.3	1,000
7910030	3/8"-16	17.2	2,500				

MACHINE SCREW NUTS							
-ZINC PLATED							
PART NUMBER	SIZE	Lbs/M	CARTON QTY	PART NUMBER	SIZE	Lbs/M	CARTON QTY
7901002	6-32	2.05	20,000	7901006	10-24	3.0	20,000
7901004	8-32	2.6	15,000	7901007	10-32	2.9	10,000

WASHERS

EDPM NEOPRENE BONDED WASHERS - GALVANIZED STEEL							
PART NUMBER	SIZE	OUTSIDE DIAM.	Lbs/M	PART NUMBER	SIZE	OUTSIDE DIAM.	Lbs/M
812SW	8 x 1/2"	12MM	2.4	1058SW	10 x 5/8"	16MM	3.3
891SW	8 x 9/16"	14MM	2.9	1291SW	12 x 9/16"	14MM	2.9
858SW	8 x 5/8"	16MM	3.3	1258SW	12 x 5/8"	16MM	3.3
1012SW	10 x 1/2"	12MM	2.4	1491SW	14 x 9/16"	14MM	2.7
1091SW	10 x 9/16"	14MM	2.9	1458SW	14 x 5/8"	16MM	3.3

EDPM NEOPRENE BONDED WASHERS - STAINLESS STEEL							
PART NUMBER	SIZE	OUTSIDE DIAM.	Lbs/M	PART NUMBER	SIZE	OUTSIDE DIAM.	Lbs/M
812SW	8 x 1/2"	12MM	2.4	1058SW	10 x 5/8"	16MM	3.3
891SW	8 x 9/16"	14MM	2.9	1291SW	12 x 9/16"	14MM	2.9
858SW	8 x 5/8"	16MM	3.3	1258SW	12 x 5/8"	16MM	3.3
1012SW	10 x 1/2"	12MM	2.4	1491SW	14 x 9/16"	14MM	2.7
1091SW	10 x 9/16"	14MM	2.9	1458SW	14 x 5/8"	16MM	3.3

EDPM NEOPRENE BONDED WASHERS - COPPER		
PART NUMBER	SIZE	Lbs/m
CU-NW1009	10 X 1/2"	

FENDER WASHERS - ZINC PLATED							
PART NUMBER	SIZE	Lbs/M	CARTON QTY	PART NUMBER	SIZE	Lbs/M	CARTON QTY
7810002	3/16" X 1"	14.2	50 LBS	7810012	1/4" X 1 1/2"	32.2	50 LBS
7810003	3/16" X 1 1/4"	23.3	50 LBS	7810042	3/8" X 1 1/4"	21.2	50 LBS
7810008	1/4" X 1"	13.3	50 LBS	7810044	3/8" X 1 1/2"	30.3	50 LBS
7810010	1/4" X 1 1/4"	21.7	50 LBS	7810064	1/2" X 1 1/2"	25.2	50 LBS

SAE FLAT WASHERS - ZINC PLATED							
PART NUMBER	SIZE	Lbs/M	CARTON QTY	PART NUMBER	SIZE	Lbs/M	CARTON QTY
7800501	#6	1.3	50 LBS	7800503	#10	2.3	50 LBS
7800502	#8	1.7	50 LBS	7800510	1/4"	4.5	50 LBS

USS FLAT WASHERS - ZINC PLATED							
PART NUMBER	SIZE	Lbs/M	CARTON QTY	PART NUMBER	SIZE	Lbs/M	CARTON QTY
7806005	3/16"	1	50 LBS	7806050	1/2"	38.5	50 LBS
7806010	1/4"	6.4	50 LBS	7806070	5/8"	77	50 LBS
7806030	3/8"	14.9	50 LBS	7806080	3/4"	110	50 LBS
	7/16"		50 LBS				

MEDIUM SPLIT LOCK WASHERS - ZINC PLATED							
PART NUMBER	SIZE	Lbs/M	CARTON QTY	PART NUMBER	SIZE	Lbs/M	CARTON QTY
	#6	.24	170M		#10	.62	60M
	#8	.40	100M		1/4"	2.0	20M

NAILS

PLAIN COPPER NAILS							
PART NUMBER	SIZE	NAILS /LB	CARTON QTY	PART NUMBER	SIZE	NAILS/LB	CARTON QTY
N-CP014	#10 X 7/8"	235	50LBS	N-CP024	#10 X 1-1/2"	130	50LBS
N-CP016	#10 X 1"	180	50LBS	N-CP028	#10 X 1-3/4"	109	50LBS
N-CP020	#10 X 1-1/4"	152	50LBS	N-CP032	#10 X 2"	99	50LBS

RING SHANK COPPER NAILS							
PART NUMBER	SIZE	NAILS /LB	CARTON QTY	PART NUMBER	SIZE	NAILS/LB	CARTON QTY
N-CPR020	#10 X 1-1/4"	152	50LBS	N-CPR028	#10 X 1-3/4"	109	50LBS
N-CPR024	#10 X 1-1/2"	130	50LBS	N-CPR032	#10 X 2"	99	50LBS





TOOLS / DRIVERS / SAWS

MAGNETIC SOCKET DRIVERS - 1/4" HEX DRIVE - MADE IN THE USA							
PART NUMBER	SOCKET SIZE	OVERALL LENGTH	LBS /EA	PART NUMBER	SOCKET SIZE	OVERALL LENGTH	LBS /EA
B-MSH14	1/4"	1- 5/8"		B-MSHL313	5/16"	2- 9/16"	
B-MSHL143	1/4"	2- 9/16"		B-MSHL316	5/16"	6"	
B-MSHL146	1/4"	6"		B-MSH37	3/8"	1- 3/4"	
B-MSHL148	1/4"	8"		B-MSHL10	3/8"	2- 9/16"	
B-MSH31	5/16"	1- 5/8"		B-MSHL376	3/8"	6"	

HEX MAGNETIC BIT TIP HOLDER STAINLESS STEEL W/ C-RING		
PART NUMBER	SIZE	LBS/EA
B-MBH14	1/4 x 3"	

POWER BITS - MADE IN THE USA							
PART NUMBER	SOCKET SIZE	OVERALL LENGTH	LBS /EA	PART NUMBER	SOCKET SIZE	OVERALL LENGTH	LBS /EA
B-301P	#1 PHILLIPS	2"	3/16"	B-800R	#0 SQUARE	1-15/16"	1/4"
B-302P	#2 PHILLIPS	1"	1/4"	B-801R	#1 SQUARE	1-15/16"	1/4"
B-322P	#2 PHILLIPS	2 3/4"	1/4"	B-802R	#2 SQUARE	1-15/16"	1/4"
B-342P	#2 PHILLIPS	3-1/2"	1/4"	B-803R	#3 SQUARE	1-15/16"	1/4"
B-343P	#3 PHILLIPS	3-1/2"	1/4"	B-82-2R	#2 SQUARE	2 3/4"	1/4"
B-361P	#1 PHILLIPS	6"	1/4"	B-86-2R	#2 SQUARE	3-1/2"	1/4"
B-362P	#2 PHILLIPS	6"	1/4"	B-882R	#2 SQUARE	6"	1/4"

ACCOUSTICAL EYE LAG DRIVER		
PART NUMBER	SIZE	LBS/EA
ELSD	1/4 x 2-3/8"	

RECIPROCATING SAW BLADES			
SHAPE & RECOMMENDED USAGE	PART NUMBER	DIMENSIONS LENGTH x HEIGHT x THICKNESS	TEETH PER INCH
 Rough-in wood working. Nail imbedded wood.	3800602	6" x 3/4" x 0.035"	6
	3800604	6" x 3/4" x 0.05"	6
	3800606	9" x 3/4" x 0.05"	6
	3800608	12" x 3/4" x 0.035"	6
 Heavy gauge metal, wood, rubber & aluminum	3801402	4" x 3/4" x 0.035"	14
	3801404	6" x 3/4" x 0.035"	14
	3801406	8" x 3/4" x 0.035"	14
	3801408	12" x 3/4" x 0.05"	14
 General metal cutting, conduit & tubing.	3801802	4" x 3/4" x 0.035"	18
	3801804	6" x 3/4" x 0.035"	18
 Metal and galvanized pipe 18 gages.	3802402	4" x 3/4" x 0.035"	24
	3802404	6" x 3/4" x 0.035"	24



17313 COOK ROAD
BOW WA 98232
TEL: (360)707-0169
FAX: (360)350-3366

www.raindrains.com